

As the recognized leader in Colposcope optics Leisegang offers a family of Colposcopes that meets the clinical and budgetary needs of every clinician.

That's why more physicians and clinics have made their Leisegang Colposcopes their first choice.

- German precision optics for precise clarity
- Binocular convergent optics for true stereoscopic visualization
- Three step magnification setting for a dynamic range of detail and 3D visualization



## Model 1D

comes with bright LED lighting



**LEISEGANG** offers unparalleled precision, uncompromising quality and value




# SHORT VIEW COLPOSCOPE MODEL 1D

## Comes with

<b>Magnification</b>	<b>Field of view</b>	<b>Depth of field</b>	<b>Resolution</b>
7.5/15/30X	ø 46/23/11.5 mm	10/6/3 mm	27/55/64 lines/mm
<b>Focus drive</b>	<b>Height drive</b>	<b>Inclining</b>	<b>Correction of ametropia</b>
40 mm (± 20 mm)	80 mm (± 40 mm)	60°	+7 to -7 diopters
<b>Illumination</b>	<b>LED Lifetime</b>	<b>Brightness in 300 mm</b>	<b>Filter</b>
18W LED Lighting	>> 20.000 h	20.000 to 45.000 lx	Green

## ACCESSORIES

### STANDs

	LEISEGANG's Recommendation	
Upright	SWING	Balance-o-Matic
Light and moveable but rigid	Moveable	Moveable Zero Force movement in height adjustment
No Chair mounting	Chair mounting	Chair mounting
Light roller base	Heavy spider base	Heavy spider base
		

### ADAPTABLE EQUIPMENT

Every Leisegang Colposcope can be upgraded with a Video adapter and Camera and Micromanipulator

<b>Four Video Adapter with different Magnification sets are available</b>	<b>Several Cameras with different resolutions are available</b>	<b>Micromanipulator for Laser Surgery</b>	<b>Adaption of Richard WOLF HD camera systems is adaptable</b>
			

For further information please look at Leisegang main catalogue or contact Leisegang directly